



A I R C O N D I T I O N I N G

Daikin air conditioners  
for your home

FLOOR STANDING UNIT

R-410A



www.daikin.eu

FVXS-F





*This floor standing unit can be used for floor standing or lower wall applications. As a floor standing model, it can be semi-recessed or fully recessed without loss of capacity.*

## COMFORT

- The **remote control** has a built-in weekly timer, allowing the operation of the unit to be adapted to suit your personal requirements, plus a memory, which can be programmed for ongoing daily operation with up to 4 different actions per day.



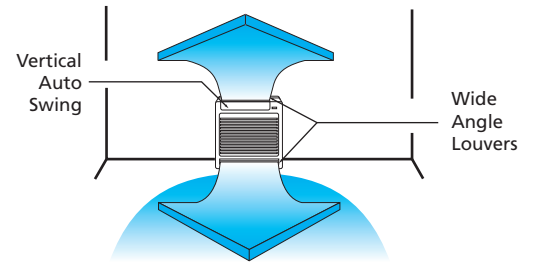
Furthermore, the copy function enables any daily program to be replicated on any other day or days as required. Correct programming of the unit will also result in considerable savings in energy.

- You have the choice of **5 fan speeds** to select: from high to super low.
- Daikin's special **dry programme** reduces humidity in the room without variations in room temperature.
- The **powerful operation** function boosts the air flow to a maximum volume for a 20-minute period, (e.g. when you come home on a hot day, rapid cooling is required). After this, the unit returns automatically to its previous settings.
- The **night set mode** is automatically selected by pushing the 'off' timer button. This function prevents any sudden change in room temperature by gently raising/lowering the temperature before the air conditioner stops, so you can sleep more comfortably.
- The indoor unit is **very quiet in operation**. The sound levels are as low as 28dB(A), comparable to rustling leaves.
- The **outdoor unit silent operation** function increases comfort by automatically lowering the operating sound of the outdoor unit by 3dB(A).

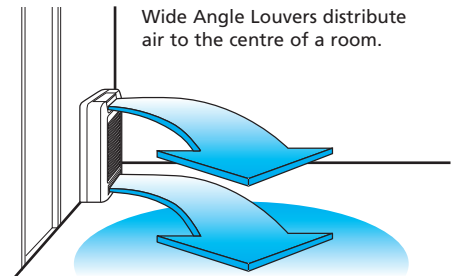


Infrared remote control (Standard)  
ARC452A1

- The **vertical auto swing** automatically moves the flaps up and down to ensure an even distribution of air throughout the room.




- The smoothly curved **wide angle louvers** provide wide air flow coverage for effective cooling operation no matter where the indoor unit is placed in the room. The louvers can be manually adjusted.




## FILTER

- This wall mounted unit is equipped with a **titanium apatite photocatalytic air purification filter**. Micron scale fibres in this filter trap dust while the titanium apatite absorbs organic contaminants such as bacteria and viruses. In addition, the titanium oxide is activated by natural light, allowing it to break down and eliminate odours. The filter lasts for 3 years without replacement if washed about every 6 months.



## FLEXIBLE INSTALLATION AND EASY TO USE AND MAINTAIN

- The outdoor unit can be installed on a roof or terrace or placed against an outside wall.
- Daikin remote controls give you **easy control at your fingertips**.
- Malfunction codes are shown on the digital display panel of the infrared remote control for **fast and easy maintenance**.
- Special anti-corrosion treatment of the outdoor unit's heat exchanger fin gives **great resistance against acid rain and salt corrosion**. Additional resistance is provided by a rust proof steel sheet on the underside of the unit.



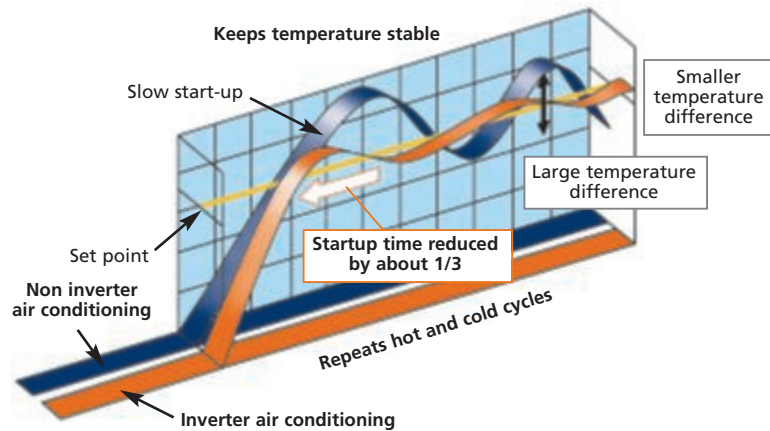
## ENERGY EFFICIENT

- **Energy label:** class A

- **Inverter technology :**

1. Improved energy efficiency:

The use of integrated inverter control ensures maximum **energy efficiency** by supplying only the required heating or cooling load where a standard non inverter unit would supply maximum load in an on/off regime.



2. Improved comfort:

The rapid start up time provided by the inverter increases **comfort** by reducing the lead time in obtaining the required indoor temperature. Once the required temperature is reached, the inverter unit continuously scans the room for small changes and adjusts the room temperature in seconds, thereby increasing comfort once again.

- The F series are equipped with an **ECONO mode**. This mode reduces the maximum operating current and power consumption by approximately 30% during start up. It is particularly convenient for energy saving conscious individuals, those who use other electrical devices at the same time as the air conditioner and also those who use multiple air conditioners. This mode is easily activated from the infrared remote control by pushing the ECONO button.

## APPLICATION OPTIONS

- This model can be used for cooling only or heating.
- It is possible to use the indoor unit in pair (connecting one indoor to one outdoor) and multi applications (connecting up to 9 units in several rooms to 1 outdoor unit).

## Capacity and power input

COOLING ONLY - INVERTER CONTROLLED (air cooled)				FVXS25F	FVXS35F	FVXS50F
				RKS25F	RKS35F	RKS50F
Cooling capacity	min~nom~max	kW	1.3~2.5~3.0	1.4~3.5~3.8	1.4~5.0~5.6	
Nominal input	min~nom~max	kW	0.30~0.57~0.92	0.30~1.02~1.25	0.50~1.55~2.00	
EER			4.39	3.43	3.23	
Energy label			A	A	A	
Annual energy consumption	cooling	kWh	285	510	775	
HEAT PUMP - INVERTER CONTROLLED (air cooled)				FVXS25F	FVXS35F	FVXS50F
				RXS25F	RXS35F	RXS50F
Cooling capacity	min~nom~max	kW	1.3~2.5~3.0	1.4~3.5~3.8	1.4~5.0~5.6	
Heating capacity	min~nom~max	kW	1.3~3.4~4.5	1.4~4.5~5.0	1.4~5.8~8.1	
Nominal input	cooling	min~nom~max	0.30~0.57~0.92	0.30~1.02~1.25	0.50~1.55~2.00	
	heating	min~nom~max	0.29~0.79~1.39	0.31~1.22~1.88	0.50~1.60~2.60	
EER			4.39	3.43	3.22	
COP			4.30	3.69	3.63	
Energy label	cooling		A	A	A	
	heating		A	A	A	
Annual energy consumption	cooling	kWh	285	510	775	

Note:

1) Energy label: scale from A (most efficient) to G (less efficient)

2) Annual energy consumption: based on average use of 500 running hours per year at full load (=nominal conditions)

POSSIBLE COMBINATIONS		2MKS40F(1)	2MKS50F(2)	3MKS50E(3)	4MKS58E(3)	4MKS75F(4)	5MKS90E(5)	2MXS40F*(1)	2MXS50F*(2)	3MXS52E*(3)	4MXS68F*(4)	4MXS80E*(5)	5MXS90E*(5)	RMXS112E*	RMXS140E*	RMXS160E*
Max. n° of indoor units		2	2	3	4	4	5	2	2	3	4	4	5	7	8	9
Cooling only	FVXS25F	●	●	●	●	●	●									
	FVXS35F	●	●	●	●	●	●									
	FVXS50F				●	●	●									
Heat pump	FVXS25F							●	●	●	●	●	●	●	●	●
	FVXS35F							●	●	●	●	●	●	●	●	●
	FVXS50F									●	●	●	●	●	●	●
Max. cooling capacity	kW	4.50	5.40	7.07	7.30	9.33	10.50	4.50	5.40	7.30	8.73	9.60	10.50	11.2	14.0	15.5
Max. heating capacity	kW	N/A	N/A	N/A	N/A	N/A	N/A	4.70	6.40	8.30	10.68	11.00	11.50	12.5	16.0	17.5
Max. PI cooling	kW	1.35	1.70	2.16	2.24	3.06	3.98	1.35	1.70	2.25	2.95	3.56	4.01	3.50	5.09	5.40
Max PI heating	kW	N/A	N/A	N/A	N/A	N/A	N/A	1.18	1.65	2.51	2.58	3.11	3.46	3.93	5.21	5.43

Notes:

1 For more detailed information, please consult our multi model/combination tables catalogue or your local dealer

2 (1) The indicated cooling, heating capacities and power input are indicative and are those connected to wall mounted D,E (20,25,35 class) series

(2) The indicated cooling, heating capacities and power input are indicative and are those connected to wall mounted D,E (20,25,35,50 class) series

(3) The indicated cooling, heating capacities and power input are indicative and are those connected to wall mounted D (20,25,35 class) / E (50 class) series

(4) The indicated cooling, heating capacities and power input are indicative and are those connected to wall mounted D (20,25,35,50 class) / F (60,71 class) series

(5) The indicated cooling, heating capacities and power input are indicative and are those connected to wall mounted D (20,25,35,50 class) / E (60,71 class) series

3 N/A means not applicable since this unit is a cooling only unit

4 \* At least two indoor units should be connected to these multi outdoor units

## Indoor units: FVXS-F



FVXS 25, 35, 50F

## Specifications indoor units

COOLING ONLY / HEAT PUMP				FVXS25F	FVXS35F	FVXS50F
Dimensions	HxWxD		mm	600x700x210		
Weight			kg	14		
Front panel colour				White		
Air flow rate	cooling	H/L/SL	m <sup>3</sup> /min	8.2/4.8/4.1	8.5/4.9/4.5	10.7/7.8/6.6
	heating	H/L/SL	m <sup>3</sup> /min	8.8/5.0/4.4	9.4/5.2/4.7	11.8/8.5/7.1
Fan speed			steps	5 steps, silent and auto		
Sound pressure level	cooling	H/L/SL	dB(A)	38/26/23	39/27/24	44/36/32
	heating	H/L/SL	dB(A)	38/26/23	39/27/24	45/36/32
Sound power level	cooling	H	dB(A)	54	55	56
Piping connections	liquid		mm	6.4	6.4	6.4
	gas		mm	9.5	9.5	12.7
	drain		mm	20	20	20
Heat insulation				Both liquid and gas pipes		

### Note:

- 1) VM = 1~, 220-240/220-230V, 50/60Hz / V1 = 1~, 220-240V, 50Hz.
- 2) Nominal cooling capacities are based on: indoor temperature 27°CDB/19°CWB - outdoor temperature 35°CDB - refrigerant piping length 7,5m - level difference 0m.
- 3) Nominal heating capacities are based on: indoor temperature 20°CDB - outdoor temperature 7°CDB/6°CWB - refrigerant piping length 7,5m - level difference 0m.
- 4) Capacities are net, including deduction for cooling (an addition for heating) for indoor fan motor heat.
- 5) Units should be selected on nominal capacity. Max. capacity is limited to peak periods.
- 6) The sound pressure level is measured via a microphone at a certain distance from the unit (for measuring conditions: please refer to the technical databooks).
- 7) The sound power is an absolute value indicating the "power" which a sound source generates.

## Specifications outdoor units

COOLING ONLY				RKS25F	RKS35F	RKS50F
Dimensions	HxWxD		mm	550x765x285	550x765x285	735x825x300
Weight			kg	34	34	48
Casing colour				Ivory white		
Sound pressure level	H/L		dB(A)	46/43	47/44	47/44
Sound power level	H		dB(A)	61	62	61
Compressor			type	Hermetically sealed swing		
Refrigerant type				R-410A		
Additional refrigerant charge			kg/m	0.02 (for piping length exceeding 10m)		
Maximum piping length			m	20	20	30
Maximum level difference			m	15	15	20
Operation range	from ~ to		°CDB	-10~46	-10~46	-10~46
HEAT PUMP				RXS25F	RXS35F	RXS50F
Dimensions	HxWxD		mm	550x765x285	550x765x285	735x825x300
Weight			kg	34	34	48
Casing colour				Ivory white		
Sound pressure level	cooling		dB(A)	46/43	47/44	47/44
	heating		dB(A)	47/44	48/45	48/45
Sound power level	cooling		dB(A)	61	62	61
	heating		dB(A)	62	63	62
Compressor			type	Hermetically sealed swing		
Refrigerant type				R-410A		
Additional refrigerant charge			kg/m	0.02 (for piping length exceeding 10m)		
Maximum piping length			m	20	20	30
Maximum level difference			m	15	15	20
Operation range	cooling	from ~ to	°CDB	-10~46	-10~46	-10~46
	heating	from ~ to	°CWB	-15~20	-15~20	-15~18

\*\* Possibility to extend the operation range down to -15°C by turning ON the switch on the outdoor unit PCB. In this case, the unit will stop operation at -20°C or lower and will recover when temperature rises again.

## Accessories: control systems

INDOOR UNITS		FVXS25F	FVXS35F	FVXS50F
Centralised control board	up to 5 rooms		KRC72(A)	
Wiring adapter (normal open/normal open pulse contact)	normal open		KRP413A(A)1S	
	normal open pulse contact		KRP413A(A)1S	
Interface adapter (1)			KRP928B(A)2S	
Central remote control			DCS302CA61	
Unified ON/OFF control			DCS301BA61	
Schedule timer			DST301BA61	
Wired remote control			BRC944	

(1) For DIII-NET adapter

## Accessories indoor units

INDOOR UNITS	FVXS25F	FVXS35F	FVXS50F
Titanium apatite photocatalytic air-purifying filter without frame(2)		KAF968A42	
Anti-theft protection for remote control		KKF936A4	

(2) Standard accessory

## Accessories outdoor units

OUTDOOR UNITS	RK/XS25F	RK/XS35F	RK/XS50F
Air direction adjustment grille	KPW937A(A)4		KPW945A(A)4
Drain plug (3)		KKP937A4	

(3) Only for heat pump models





In all of us,  
a green heart



Daikin's unique position as a manufacturer of air conditioning equipment, compressors and refrigerants has led to its close involvement in environmental issues. For several years Daikin has had the intention to become a leader in the provision of environmental friendly products. This challenge demands the eco design and development of a wide range of products and an energy management system; which involves energy conservation and reduction of waste.



Daikin Europe N.V. is approved by LRQA for its Quality Management System in accordance with the ISO9001 standard. ISO9001 pertains to quality assurance regarding design, development, manufacturing as well as to services related to the product.



ISO14001 assures an effective environmental management system in order to help protect human health and the environment from the potential impact of our activities, products and services and to assist in maintaining and improving the quality of the environment.




Daikin units comply with the European regulations that guarantee the safety of the product.



Daikin Europe N.V. participates in the Eurovent Certification Programme for Air Conditioners (AC), Liquid Chilling Packages (LCP) and Fan Coil Units (FC); the certified data of certified models are listed in the Eurovent Directory. Multi units are Eurovent certified for combinations up to 2 indoor units.

The present leaflet is drawn up by way of information only and does not constitute an offer binding upon Daikin Europe N.V. Daikin Europe N.V. has compiled the content of this leaflet to the best of its knowledge. No express or implied warranty is given for the completeness, accuracy, reliability or fitness for particular purpose of its content and the products and services presented therein. Specifications are subject to change without prior notice. Daikin Europe N.V. explicitly rejects any liability for any direct or indirect damage, in the broadest sense, arising from or related to the use and/or interpretation of this leaflet. All content is copyrighted by Daikin Europe N.V..

Daikin products are distributed by:



**DAIKIN EUROPE N.V.**

Naamloze Vennootschap  
Zandvoordestraat 300  
B-8400 Ostend, Belgium  
www.daikin.eu  
BTW: BE 0412 120 336  
RPR Oostende

