



VRV IV S-series

Keep looking
you'll never find me

Compact VRV IV heat pumps
for residential and light commercial applications

Why choose Daikin VRV IV S-series?

You can install highly efficient, reliable Daikin air conditioning VRV systems in the most restricted locations because these outdoor units are invisible from street level.



Keep looking,
you'll never find me

Daikin VRV IV S-series offers you the most compact VRV air conditioning solution ever. It's ideal for environments where space is limited, has no visual impact and is quiet, so it is easy to comply with building regulations.

Compact

- ✓ Unique VRV outdoor solution
- ✓ Compact units with a small footprint integrate seamlessly into surrounding architecture
- ✓ Total flexibility for any location or type of property due to the unlimited possibilities of our of solutions
- ✓ Ideal for built-up areas where outdoor space is limited as the unit is easy to hide
- ✓ Outdoor air conditioning units can now be fitted where this was previously not an option
- ✓ Easy to comply with planning regulations, the best solution for urban locations such as homes, banks, shops or almost any other application you can think of

Daikin VRV efficiency, comfort and control

- ✓ Highest seasonal efficiency rating in their class (ESEER), reducing energy, costs and CO₂ emissions
- ✓ Unique Variable Refrigerant Temperature eliminates cold draughts and continuously adjusts unit operation to the actual conditions, maximising seasonal efficiency
- ✓ Centralised, easy to use controls ensure optimum operation, maximising efficiency and comfort
- ✓ Energy monitoring to follow up energy use and compare different properties (for commercial properties)

Quiet

- ✓ Highly suited to densely populated areas such as city centres thanks to their low operating sound
- ✓ Low noise modes reduce sound further to comply with inner-city noise regulations

Leading after-sales support

- ✓ Support wherever you need it, from the widest network of highly trained professionals
- ✓ Professional selection tools and excellent expert support reduce installation time, ensuring optimum operation and lower running costs
- ✓ A single point of contact, even for multiple properties in multiple countries

Flexible installation

- ✓ Lightweight units reduce installation time and effort
- ✓ Compact units extend the installation options

VRV IV S-series

Keep a low profile

VRV IV S-series units are an ideal solution when outdoor space is restricted because they are easy to hide, thus minimising both visual and sound impact. Their design overcomes the challenges that aesthetics and regulations can impose.

Space saving

The lowest unit in the market

The VRV IV S-series compact units fit easily behind low walls because they are the lowest on the market with a height of less than 1m, including the supporting legs.

Seasonal efficiency

The VRV IV S-series units have the best seasonal efficiency in the class, reducing both energy consumption and costs.



Subtle

The Daikin VRV IV S-series units are ideal for installation on a balcony or behind a parapet as they are front blow units which eliminates the need for any ducting saving on installation costs.



Daikin VRV IV S-series compact units can be installed in a wide variety of locations and applications such as behind a parapet, yet remain entirely invisible from street level thanks to their compact dimensions.



Ideal for balcony installation

The ideal choice for a balcony installation because the Daikin VRV IV S-series units are front blow units. The air is blown away from the balcony, minimising any turbulence or obviating the need for ducts and ensuring optimum operation.

On top of that the small footprint makes it the natural choice for the typically limited space available on balconies.

Standard VRV IV (top blow)

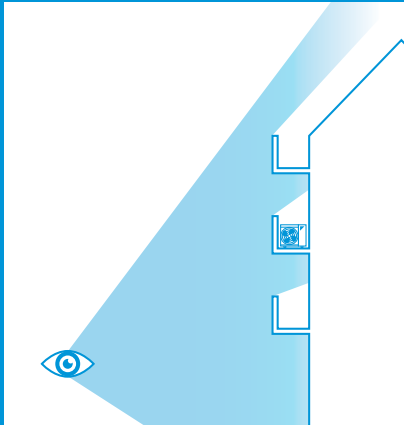


VERSUS

VRV IV S-series








Daikin VRV IV S-series units can be installed discreetly on a balcony thanks to their compact dimensions, offering you air conditioning while being almost unnoticeable.



Total solution




Daikin Emura
wall mounted unit



Nexura



Intelligent Touch Manager



Fully flat cassette



Biddle air curtain



Air handling unit ventilation

Our range of small-footprint units



4-5HP
(single phase)



4-5-6HP
(single and three phase)



8-10-12HP
(three phase)

A wide range, big on features

They may be discreet, but Daikin VRV IV S-series units stand out when it comes to benefits they deliver. They provide the perfect indoor climate, while remaining totally discreet from the outside. If you need efficient and effective air conditioning from a completely unnoticeable unit, look no further.

- ✓ A wide range of stylish residential and commercial indoor units can be connected
- ✓ A total air conditioning solution integrating air handling units and/or air curtains
- ✓ Complete reliability thanks to refrigerant-cooled PCB
- ✓ Suitable for bigger projects of up to 150 to 200 m²
- ✓ Light weight unit (down to 94kg) is easy to install and handle
- ✓ A perfect match for any application thanks to the wide range of small-footprint units



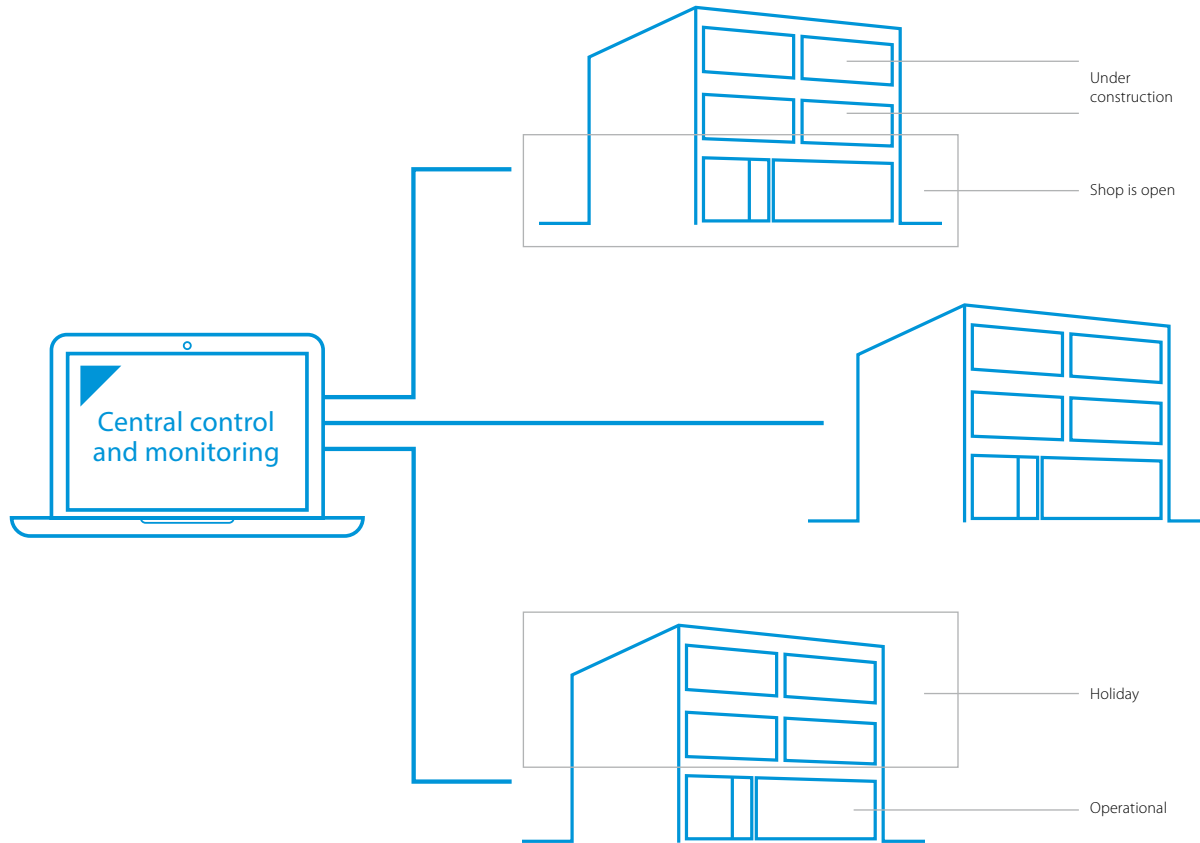
The unit can be installed out of sight and earshot of the house thanks to the long piping length



A true VRV IV

- ✓ Unique Variable Refrigerant Temperature for maximum customised comfort, efficiency and intelligent control tailored to your individual needs
- ✓ Control individual areas of your property for maximum efficiency
- ✓ Zone by zone installation tailored to the needs of the building
- ✓ Multiple systems can be configured and controlled consistently from a central location
- ✓ VRV configurator for quick and easy commissioning of one or multiple systems

Zone by zone installation



Control of individual areas

Ceiling suspended unit FXUQ-A: Unique Daikin unit for high rooms with no false ceilings nor free floor space



Round flow cassette FXFQ-A:
360° air discharge for optimum efficiency and comfort

Daikin Emura FTXG-LW/LS:

A unique design unit for rooms with no false ceilings, nor free floor space



OFFICE

Fully flat cassette FXZQ-A:
Unique design that integrates
fully flat into the ceiling



RESIDENTIAL



RESIDENTIAL

Concealed floor standing unit FXNQ-A:
Fully concealed in the wall



Specifications

Outdoor unit				RXYSQ	4TV1	5TV1			
Capacity range				HP	4	5			
Cooling capacity		Nom.		kW	12.1	14.0			
Heating capacity		Nom.		kW	12.1	14.0			
		Max.		kW	14.2	16.0			
Power input - 50Hz		Cooling		Nom.	kW	3.43	4.26		
		Heating		Nom.	kW	3.18	3.91		
		Max.		kW	4.14	5.00			
EER				kW	3.53	3.29			
COP at nominal capacity				kW	3.81	3.58			
COP at maximum capacity				kW	3.43	3.20			
Maximum number of connectable indoor units					64 (1)				
Indoor index connection		Min.			50	62.5			
		Max.			130	162.5			
Dimensions		Unit		HeightxWidthxDepth	mm		823x940x460		
Weight		Unit			kg		94		
Fan		Air flow rate		Cooling	Nom.		m ³ /min	91	
Sound power level		Cooling		Nom.		dBA	68	69	
Sound pressure level		Cooling		Nom.		dBA	51	52	
Operation range		Cooling		Min.~Max.		°CDB	-5~-46		
		Heating		Min.~Max.		°CWB	-20~-15.5		
Refrigerant		Type/GWP		R-410A / 2,087.5					
		Charge		kg/ TCO ₂ Eq				3.7/ 7.7	
Piping connections		Liquid		OD		mm		9.52	
		Gas		OD		mm		15.9	
		Total piping length		System		Actual		m	300 (VRV indoor) / 140 (RA indoor)
Power supply		Phase/Frequency/Voltage		Hz/V		1~/50/220-240			
Current - 50Hz		Maximum fuse amps (MFA)		A		32			

(1) Actual number of units depends on the indoor unit type (VRV DX indoor, RA DX indoor, etc.) and the connection ratio restriction for the system (being; 50% ≤ CR ≤130%).
Contains fluorinated greenhouse gases

Specifications


Outdoor unit		RXYSQ-TV1/RXYSQ-TY1		4TV1	5TV1	6TV1	4TY1	5TY1	6TY1	8TY1	10TY1	12TY1					
Capacity range		HP		4	5	6	4	5	6	8	10	12					
Cooling capacity	Nom.	kW		12.1	14.0	15.5	12.1	14.0	15.5	22.4	28.0	33.5					
Heating capacity	Nom.	kW		12.1	14.0	15.5	12.1	14.0	15.5	22.4	28.0	33.5					
	Max.	kW		14.2	16.0	18.0	14.2	16.0	18.0	25.0	31.5	37.5					
Power input - 50Hz	Cooling	Nom.	kW		3.03	3.73	4.56	3.03	3.73	4.56	6.12	8.24	10.15				
		Heating	Nom.	kW		2.68	3.27	3.97	2.68	3.27	3.97	5.20	6.60	8.19			
		Max.	kW		3.43	4.09	5.25	3.43	4.09	5.25	6.22	8.33	10.25				
EER		kW		4.00	3.75	3.40	4.00	3.75	3.40	3.66	3.40	3.30					
COP at nominal capacity		kW		4.52	4.28	3.90	4.52	4.28	3.90	4.31	4.24	4.09					
COP at maximum capacity		kW		4.14	3.91	3.43	4.14	3.91	3.43	4.02	3.78	3.66					
Maximum number of connectable indoor units				64 (1)													
Indoor index connection	Min.			50	62.5	70	50	62.5	70	100	125	150					
	Max.			130	162.5	182	130	162.5	182	260	325	390					
Dimensions	Unit	HeightxWidthxDepth		mm						1,345x900x320		1,430x940x320		1,615x940x460			
Weight	Unit			kg						104		144		175		180	
Fan	Air flow rate	Cooling	Nom.	m ³ /min		106						140		182			
Sound power level	Cooling	Nom.		dBA		68	69	70	68	69	70	73	74	76			
Sound pressure level	Cooling	Nom.		dBA		50	51		50	51		55		57			
Operation range	Cooling	Min.~Max.		°CDB		-5~46						-5~52					
	Heating	Min.~Max.		°CWB		-20~15.5											
Refrigerant	Type/GWP		R-410A/ 2,087.5														
	Charge		kg/ TCO ₂ Eq		3.6/ 7.5						4.5/ 9.4		7/ 14.6		8/ 16.7		
Piping connections	Liquid	OD		mm		9.52						12.7					
	Gas	OD		mm		15.9		19.1		15.9		19.1		22.2		25.4	
Total piping length System Actual				m									300 (VRV indoor) / 140 (RA indoor)				
Power supply	Phase/Frequency/Voltage			Hz/V		1N~/50/220-240			3N~/50/380-415								
Current - 50Hz	Maximum fuse amps (MFA)			A		32			16		25		32				

(1) Actual number of units depends on the indoor unit type (VRV DX indoor, RA DX indoor, etc.) and the connection ratio restriction for the system (being; 50% ≤ CR ≤ 130%). Contains fluorinated greenhouse gases





Daikin Europe N.V. Naamloze Vennootschap Zandvoordestraat 300 · 8400 Oostende · Belgium · www.daikin.eu · BE 0412 120 336 · RPR Oostende (Responsible Editor)



ECPEN16-208

CD · 09/15



Daikin Europe N.V. participates in the Eurovent Certification programme for Liquid Chilling Packages (LCP), Air handling units (AHU), Fan coil units (FCU) and variable refrigerant flow systems (VRF) Check ongoing validity of certificate online: www.eurovent-certification.com or using: www.certiflash.com

The present publication is drawn up by way of information only and does not constitute an offer binding upon Daikin Europe N.V. Daikin Europe N.V. has compiled the content of this publication to the best of its knowledge. No express or implied warranty is given for the completeness, accuracy, reliability or fitness for particular purpose of its content and the products and services presented therein. Specifications are subject to change without prior notice. Daikin Europe N.V. explicitly rejects any liability for any direct or indirect damage, in the broadest sense, arising from or related to the use and/or interpretation of this publication. All content is copyrighted by Daikin Europe N.V.

The present publication supersedes ECPEN15-208. Printed on non-chlorinated paper.